






















1. In which region you are located?			Response Percent	Response Count
NE			19.0%	4
North			14.3%	3
NW			4.8%	1
Central			23.8%	5
South			14.3%	3
SE			0.0%	0
Magnolia/Queen Anne			4.8%	1
West Seattle/South Park			19.0%	4
What is the name of your PTA? (optional, but desired)				17
<i>answered question</i>				21
<i>skipped question</i>				0

2. What type of school community does your PTA support?			Response Percent	Response Count
Elementary school			52.4%	11
Middle school			14.3%	3
High School			23.8%	5
K-8 or Alternative			9.5%	2
District-wide (e.g. special ed)			0.0%	0
<i>answered question</i>				21
<i>skipped question</i>				0

3. If you were to describe how your PTA is functioning, would you say it was...surviving...striving....or thriving?							
	Surviving		Striving		Thriving	Rating Average	Response Count
Our PTA is....	9.5% (2)	4.8% (1)	38.1% (8)	19.0% (4)	28.6% (6)	3.52	21
Please tell us why you chose your answer							19
answered question							21
skipped question							0

4. Which of the following program topics would you like to see at our bi-monthly council meetings? (check all that apply)			
		Response Percent	Response Count
Updates on district initiatives (assignment plan, standards, etc)		90.0%	18
PTA Leadership training		55.0%	11
Family involvement ideas		65.0%	13
Student health and safety issues		40.0%	8
District family-school partnership programs		25.0%	5
District math adoption		40.0%	8
Fundraising ideas		30.0%	6
Legislative issues (education funding, WASL, standards, etc)		60.0%	12
Perspectives from legislators, school board members, or senior SPS staff		55.0%	11
small discussion groups on issues facing PTAs		30.0%	6
What other topics would you like to see at a meeting?			4
answered question			20
skipped question			1

5. What is your level of interest in the following PTA training topics?

	Not interested	Some Interest	Lot of Interest	Rating Average	Response Count
General Leadership skills	23.8% (5)	42.9% (9)	33.3% (7)	2.10	21
Functioning effectively as a PTA Board	14.3% (3)	33.3% (7)	52.4% (11)	2.38	21
Goal setting and planning	20.0% (4)	55.0% (11)	25.0% (5)	2.05	20
Volunteer recruitment & development	10.0% (2)	15.0% (3)	75.0% (15)	2.65	20
Family involvement strategies	5.0% (1)	35.0% (7)	60.0% (12)	2.55	20
Fundraising	23.8% (5)	52.4% (11)	23.8% (5)	2.00	21
Grant Writing	5.0% (1)	55.0% (11)	40.0% (8)	2.35	20
Meeting & event planning	47.6% (10)	33.3% (7)	19.0% (4)	1.71	21
Advocacy	19.0% (4)	57.1% (12)	23.8% (5)	2.05	21
What other training topics would interest you?					2
answered question					21
skipped question					0

6. How often do you use the following PTA information sources and materials

	not aware of resource	Never	Sometimes	Frequently	Rating Average	Response Count
Seattle Council PTSA website	0.0% (0)	23.8% (5)	47.6% (10)	28.6% (6)	3.05	21
Washington State PTA website	0.0% (0)	28.6% (6)	52.4% (11)	19.0% (4)	2.90	21
Washington State PTA Spanish website	45.0% (9)	50.0% (10)	5.0% (1)	0.0% (0)	1.60	20
National PTA website	5.0% (1)	60.0% (12)	25.0% (5)	10.0% (2)	2.40	20
National PTA Spanish website	45.0% (9)	45.0% (9)	10.0% (2)	0.0% (0)	1.65	20
Seattle Council PTSA Leadership Package	4.8% (1)	9.5% (2)	66.7% (14)	19.0% (4)	3.00	21
WSPTA Leadership Guide	0.0% (0)	23.8% (5)	57.1% (12)	19.0% (4)	2.95	21
					Other	4
					answered question	21
					skipped question	0